

Scaled data based on original data using
LM-79-08 Approved Method: Electrical and Photometric Measurements of Solid-
State Lighting Products

Test Report Prepared for
Cooper Lighting Solutions
(formerly Eaton)

Brand: McGRAW-EDISON

Report Number: P385801

Luminaire Tested: **GWC-SA1B-827-U-SL4**

Issue Date: 3/3/2020

Test Information

Test Method: LM-79-08
Report Number: P385801
TEST IS SCALED FROM IESNA LM-79-08 TEST DATA (G2-1903-205-24)
Test Lab: INNOVATION CENTER
Issue Date: 3/3/2020
Manufacturer: COOPER LIGHTING SOLUTIONS (FORMERLY EATON)
Product Line: MCGRAW-EDISON
Catalog Number: GWC-SA1B-827-U-SL4
Description: GALLEON WALL LUMINAIRE
(1) 80 CRI, 2700K, 800mA LIGHTSQUARE WITH 16 LEDS AND TYPE IV SPILL LIGHT
ELIMINATOR OPTICS
Light Source: -
Ballast/Driver: ELECTRONIC DRIVER

Summary

Lumens per Lamp: N/A
Luminaire Lumens: 4263 lumens
Efficiency: N/A
Efficacy: 96.9 lumens/watt
Luminous Opening: Rectangular (W 0.5' x L: 0.5' x H: 0')
IES Classification: Type IV - Short
BUG Rating: B1 - U0 - G2

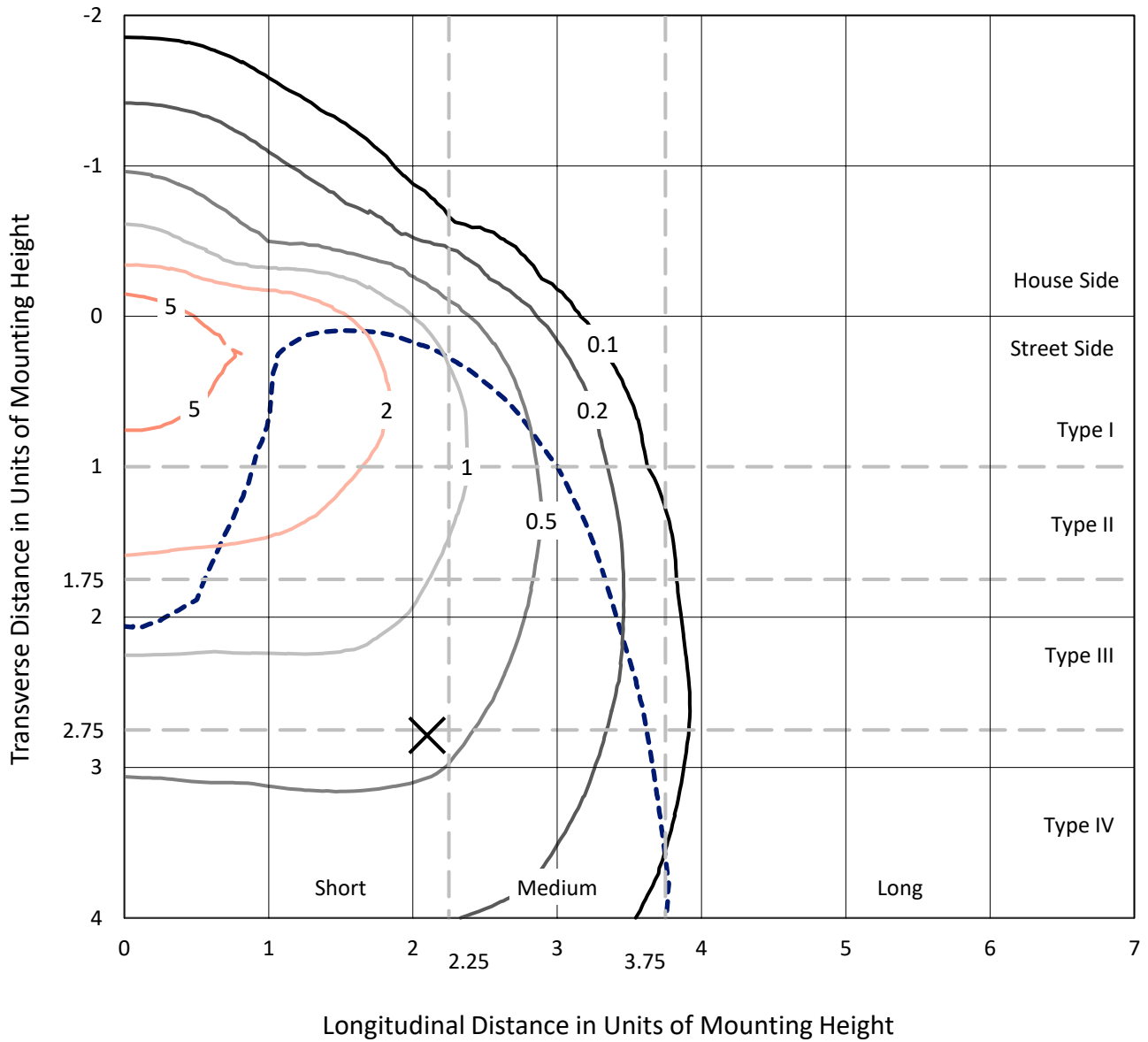
Input Watts (W): 44
Input Voltage (V): NR
Input Current (Ain): NR
Voltage Rise (V): NR
Power Factor: NR
Total Harmonic Distortion (THDi): NR
Frequency (hertz): 60
Stabilization Time: NR
Operation Time: NR
Ambient Temperature (°C): NR
Test Distance: 24 FT



REPORT NUMBER: P385801
 CATALOG NUMBER: GWC-SA1B-827-U-SL4

Iso-Footcandle Lines of Horizontal Illumination

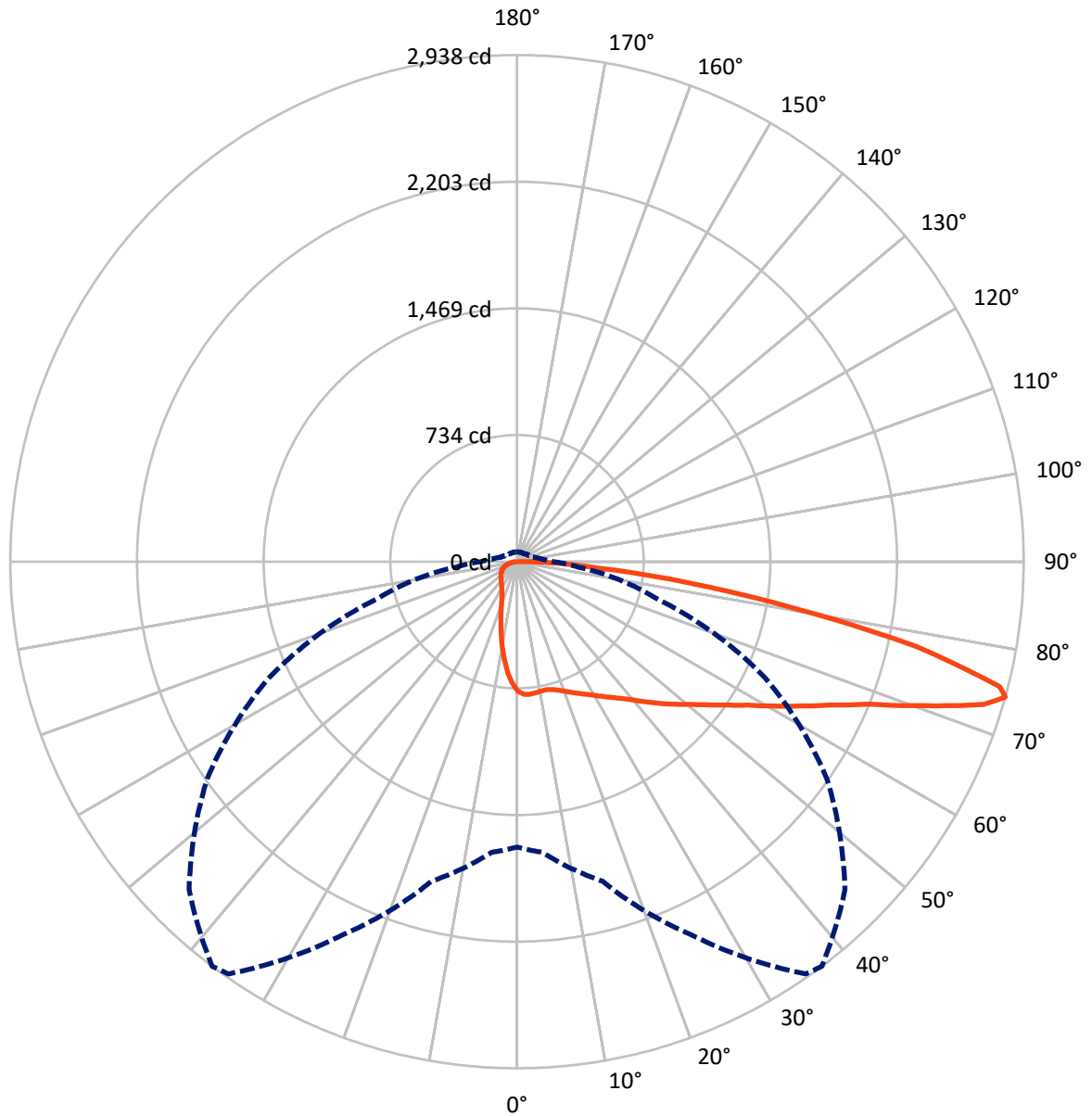
✕ Max cd
 - - - 1/2 Max cd



Based on 10 foot mounting height. Maximum calculated value = 7.6 fc
 Type IV - Short - N/A

REPORT NUMBER: P385801
CATALOG NUMBER: GWC-SA1B-827-U-SL4

Luminous Intensity Polar Plot



— Vertical Plane Through 37-Deg Lateral - - - Horizontal Cone Through 74-Deg Vertical

REPORT NUMBER: P385801

CATALOG NUMBER: GWC-SA1B-827-U-SL4

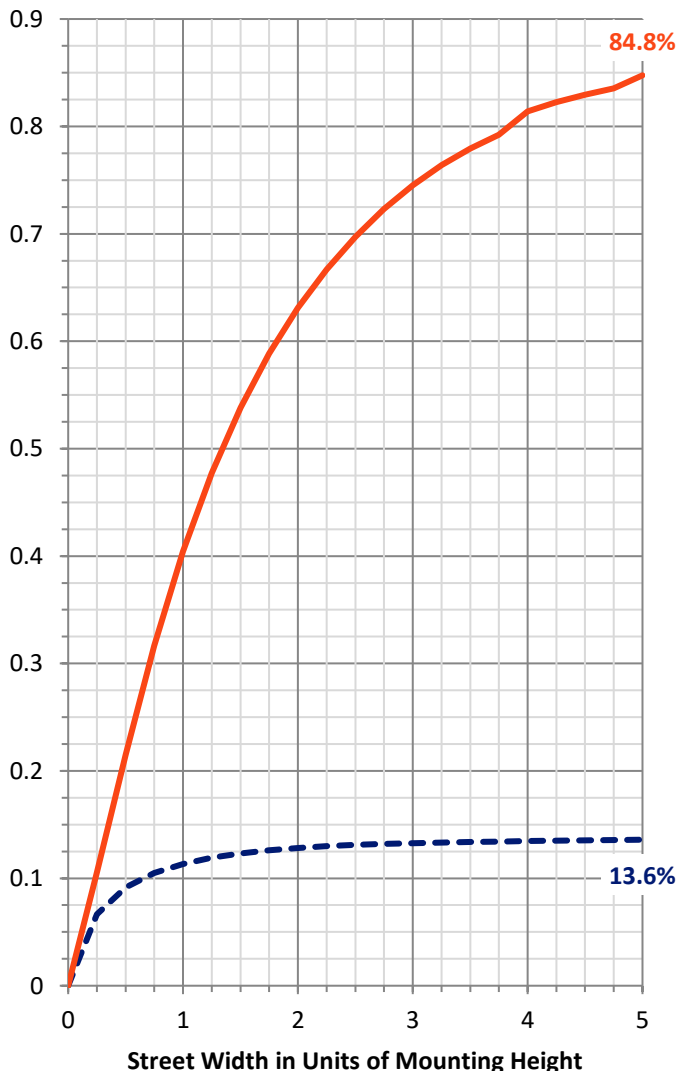
FLUX DISTRIBUTION:

		Downward	Upward	Total
House Side	Lumens	586.6	0.0	586.6
	% Fixture	13.8	0.0	13.8
Street Side	Lumens	3676.4	0.0	3676.4
	% Fixture	86.2	0.0	86.2
Total	Lumens	4263.0	0.0	4263.0
	% Fixture	100.0	0.0	100.0

ZONAL LUMENS:

Zone	Lumens	% Fixture
0°-10°	66.1	1.6
10°-20°	169.5	4.0
20°-30°	261.2	6.1
30°-40°	379.9	8.9
40°-50°	559.1	13.1
50°-60°	785.2	18.4
60°-70°	993.8	23.3
70°-80°	875.1	20.5
80°-90°	173.0	4.1
90°-100°	0.0	0.0
100°-110°	0.0	0.0
110°-120°	0.0	0.0
120°-130°	0.0	0.0
130°-140°	0.0	0.0
140°-150°	0.0	0.0
150°-160°	0.0	0.0
160°-170°	0.0	0.0
170°-180°	0.0	0.0
0°-90°	4263.0	100.0
0°-180°	4263.0	100.0

Coefficient of Utilization



REPORT NUMBER: P385801

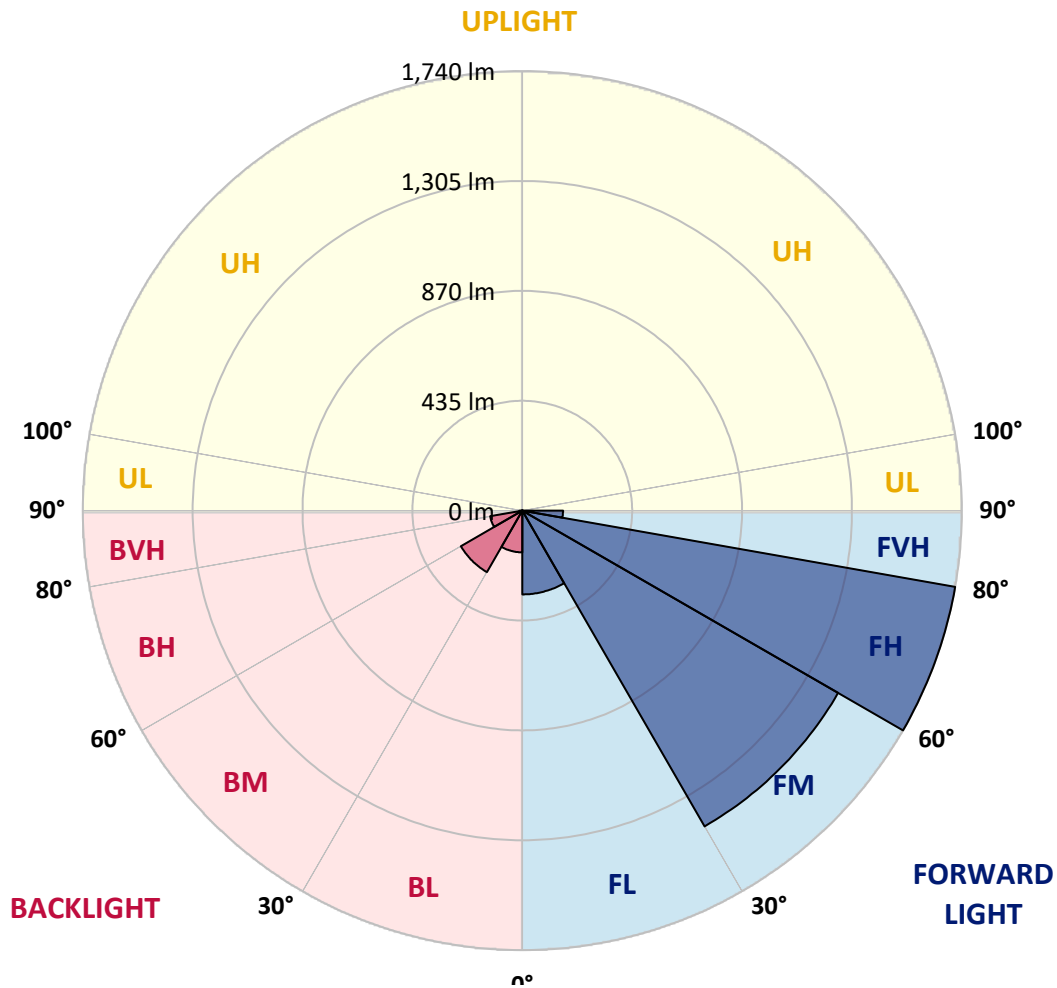
CATALOG NUMBER: GWC-SA1B-827-U-SL4

LUMINAIRE CLASSIFICATION SYSTEM LUMEN TABLE AND BUG RATING:

Zone	Lumens	% Fixture	Zone Rating/Lumen Limit		
			B	U	G
FL (0°-30°)	331.7	7.8			
FM (30°-60°)	1443.5	33.9			
FH (60°-80°)	1739.9	40.8			G1/1800
FVH (80°-90°)	161.3	3.8			G2/225
BL (0°-30°)	165.2	3.9	B1/500		
BM (30°-60°)	280.7	6.6	B1/1000		
BH (60°-80°)	128.9	3.0	B1/500		G1/500
BVH (80°-90°)	11.7	0.3			G1/100
UL (90°-100°)	0.0	0.0		U0/0	
UH (100°-180°)	0.0	0.0		U0/0	

BUG Rating: B1-U0-G2

Type IV Short





REPORT NUMBER: P385801
 CATALOG NUMBER: GWC-SA1B-827-U-SL4

CANDELA DISTRIBUTION (FULL):

	0°	5°	15°	25°	35°	37°	45°	55°	65°	75°	85°
0°	751.1	751.1	751.1	751.1	751.1	751.1	751.1	751.1	751.1	751.1	751.1
2.5°	776.8	777.0	776.8	775.6	772.7	770.3	768.4	765.5	759.2	754.4	747.2
5°	784.2	783.3	782.7	780.4	775.9	773.2	769.4	764.0	753.7	744.1	732.4
7.5°	780.7	779.7	778.3	775.6	770.5	768.2	763.0	755.9	743.5	730.9	714.0
10°	770.0	769.7	769.1	768.5	764.2	762.4	757.6	750.1	737.8	722.4	702.8
12.5°	758.2	758.9	761.3	764.5	762.5	761.6	758.6	753.5	740.9	724.4	700.7
15°	750.7	752.8	759.2	767.5	769.1	768.8	768.1	764.8	751.4	733.1	705.5
17.5°	748.1	751.6	763.9	777.6	782.4	783.4	783.7	778.0	763.1	743.8	710.4
20°	752.8	757.1	775.2	793.9	801.6	802.2	800.8	790.9	774.2	752.9	713.1
22.5°	766.9	770.8	793.3	814.5	823.2	824.1	820.0	805.0	786.0	763.7	716.9
25°	794.1	798.9	821.4	842.6	847.1	847.2	841.4	822.8	801.3	778.9	725.0
27.5°	829.5	834.3	854.6	875.3	872.9	871.6	863.6	845.0	821.3	799.8	739.4
30°	869.0	874.3	893.5	908.2	902.5	899.8	893.3	869.3	849.0	828.3	761.5
32.5°	909.8	914.7	931.5	941.5	934.3	933.1	923.4	901.4	885.2	871.9	797.2
35°	951.7	955.2	971.7	977.4	967.8	967.5	964.8	944.7	934.5	940.8	849.2
37.5°	994.5	995.4	1009.6	1009.9	1007.0	1008.2	1011.1	998.4	1001.3	1021.0	916.8
40°	1032.7	1035.1	1045.3	1048.5	1053.4	1057.6	1071.9	1063.6	1085.7	1120.5	1000.8
42.5°	1060.9	1065.6	1081.9	1090.0	1106.1	1112.7	1132.8	1140.5	1185.0	1237.2	1100.9
45°	1084.8	1092.0	1118.3	1134.9	1162.1	1173.7	1202.5	1228.2	1297.1	1363.8	1206.1
47.5°	1110.6	1119.8	1152.7	1184.5	1221.4	1234.5	1286.9	1325.4	1416.8	1491.1	1305.4
50°	1148.6	1155.7	1187.8	1237.8	1283.9	1300.7	1373.3	1428.4	1538.4	1612.5	1391.4
52.5°	1201.6	1198.9	1226.1	1296.2	1358.1	1378.8	1465.5	1538.0	1661.7	1722.2	1464.1
55°	1254.9	1250.4	1269.5	1357.3	1444.6	1466.4	1567.0	1648.1	1779.0	1821.0	1519.8
57.5°	1314.2	1305.7	1321.8	1426.3	1543.1	1569.1	1680.6	1765.0	1894.3	1900.9	1555.3
60°	1375.4	1363.8	1381.8	1511.7	1668.2	1698.8	1813.7	1879.2	2003.0	1964.9	1566.7
62.5°	1428.8	1420.7	1448.5	1607.1	1809.2	1842.8	1944.3	2000.5	2110.3	1991.5	1525.5
65°	1475.5	1476.9	1524.9	1714.3	1966.4	2002.3	2094.2	2150.1	2194.7	1975.7	1429.3
67.5°	1531.2	1538.9	1620.9	1855.4	2164.3	2203.7	2312.2	2313.1	2241.8	1883.2	1239.8
70°	1612.5	1628.2	1752.9	2051.3	2445.7	2499.8	2583.6	2408.9	2175.6	1632.4	975.5
72.5°	1684.5	1714.0	1893.3	2275.3	2788.7	2829.7	2742.3	2353.7	1898.8	1223.4	607.7
74°	1655.3	1691.8	1918.8	2385.7	2917.9	2937.5	2688.7	2192.4	1583.2	847.2	353.2
75°	1592.2	1631.8	1881.6	2384.6	2901.5	2890.5	2559.3	2008.2	1303.9	577.8	235.0
77.5°	1285.0	1326.9	1585.4	2043.7	2379.1	2368.7	1966.0	1347.1	571.1	189.5	119.4
80°	747.1	779.1	984.2	1297.9	1604.2	1623.0	1292.9	666.6	224.6	106.5	80.9
82.5°	331.9	353.9	475.4	662.5	968.1	992.3	677.1	349.3	138.8	64.7	48.7
85°	217.7	234.1	288.6	315.5	461.0	477.5	331.4	271.9	91.6	35.6	35.7
87.5°	156.6	172.4	214.4	187.3	211.6	200.3	180.3	251.7	36.8	20.3	12.0
90°	0.0	0.0	0.0	0.0	0.0	0.0	0.0	0.0	0.0	0.0	0.0



REPORT NUMBER: P385801
 CATALOG NUMBER: GWC-SA1B-827-U-SL4

CANDELA DISTRIBUTION (continued):

	90°	95°	105°	115°	125°	135°	145°	155°	165°	175°	180°
0°	751.1	751.1	751.1	751.1	751.1	751.1	751.1	751.1	751.1	751.1	751.1
2.5°	744.1	741.7	736.3	726.0	720.3	715.5	707.6	702.9	700.8	700.7	701.6
5°	725.6	720.0	706.1	689.0	675.3	662.8	647.4	638.1	631.4	627.5	628.6
7.5°	704.1	695.4	673.5	646.2	624.2	600.1	576.2	561.9	550.8	542.5	544.0
10°	689.4	677.4	645.4	606.1	569.6	534.4	501.6	481.9	466.3	454.2	455.1
12.5°	684.5	668.2	623.9	571.4	520.2	472.1	429.2	399.0	382.9	369.3	370.3
15°	685.2	663.4	605.9	540.1	475.7	415.2	363.1	327.8	306.0	296.6	296.7
17.5°	685.8	657.9	587.0	506.7	431.7	362.0	305.4	269.7	249.1	240.4	240.6
20°	683.9	648.9	563.6	468.2	385.8	313.2	258.4	228.1	212.5	205.7	205.7
22.5°	681.3	638.2	537.1	429.6	340.4	270.9	224.8	201.7	192.7	188.2	188.0
25°	682.5	630.2	510.1	390.0	298.7	237.1	202.4	187.1	181.1	178.2	178.1
27.5°	689.0	626.5	485.2	350.5	262.2	211.7	187.4	176.6	172.7	170.9	170.9
30°	700.7	626.5	459.2	316.8	231.9	193.0	175.8	168.5	165.8	164.6	164.6
32.5°	721.1	629.9	434.1	283.5	207.7	178.2	166.2	161.3	159.2	158.6	158.6
35°	756.2	641.7	409.6	252.0	188.2	166.2	157.1	154.2	152.7	152.6	153.0
37.5°	805.6	665.5	386.7	228.7	174.3	156.5	149.4	147.2	146.3	147.0	147.6
40°	867.8	698.0	365.8	207.7	163.8	148.7	142.4	140.9	140.4	141.5	142.4
42.5°	942.9	741.8	348.7	192.5	155.7	142.1	136.3	134.5	134.1	135.3	136.5
45°	1024.1	789.0	336.7	181.2	149.4	137.1	131.1	129.1	128.2	128.8	130.2
47.5°	1098.0	833.6	331.9	173.3	143.4	132.9	126.4	124.0	122.5	122.2	123.3
50°	1160.3	866.8	334.1	168.5	138.6	128.2	121.9	119.2	117.0	115.6	116.4
52.5°	1205.7	887.6	336.2	166.4	134.8	123.1	117.0	114.4	111.4	109.2	109.2
55°	1238.6	892.4	331.6	164.7	132.0	117.6	111.4	109.0	106.0	103.5	103.2
57.5°	1251.5	878.9	314.3	162.3	130.0	112.3	105.6	103.8	101.2	98.2	98.1
60°	1234.1	837.2	281.0	157.2	127.5	108.0	99.7	98.5	97.3	94.5	94.3
62.5°	1164.1	745.6	237.9	146.9	122.4	103.3	94.3	94.9	95.1	93.1	92.8
65°	1037.2	619.7	195.8	133.3	114.7	97.8	88.7	91.6	93.3	93.0	92.5
67.5°	852.8	482.3	165.9	119.1	104.7	90.1	82.7	86.0	87.4	88.4	88.1
70°	632.9	340.1	137.3	104.1	92.5	81.1	74.9	76.6	75.7	76.9	77.3
72.5°	352.9	204.1	111.9	89.0	79.9	70.6	66.2	65.9	64.0	64.0	64.0
74°	211.7	149.7	98.4	79.7	72.2	63.7	59.9	58.6	56.8	56.9	56.8
75°	170.3	128.7	90.2	73.6	66.8	59.6	55.9	54.1	52.7	52.7	52.6
77.5°	107.5	97.8	72.7	58.6	53.5	49.1	46.6	44.1	44.1	44.0	43.8
80°	81.2	77.8	56.6	44.3	41.0	37.7	36.0	35.0	35.0	35.4	35.3
82.5°	55.7	58.6	39.8	30.9	29.3	26.9	26.6	26.7	26.3	25.7	25.5
85°	40.7	44.0	26.9	19.5	17.9	16.4	17.6	18.2	17.4	16.1	15.5
87.5°	15.6	28.8	14.4	8.1	7.5	6.5	7.5	7.8	8.4	6.6	6.8
90°	0.0	0.0	0.0	0.0	0.0	0.0	0.0	0.0	0.0	0.0	0.0

Signify Classified - Internal
Cooper Lighting Solutions Photometric Lab
1121 Highway 74 South
Peachtree City, GA 30269

Scaled Data Report



Report Generated By 670245982

Signify Classified - Internal
Cooper Lighting Solutions Photometric Lab
1121 Highway 74 South
Peachtree City, GA 30269

Scaled Data Report



Signify Classified - Internal
Cooper Lighting Solutions Photometric Lab
1121 Highway 74 South
Peachtree City, GA 30269

Scaled Data Report



Signify Classified - Internal
Cooper Lighting Solutions Photometric Lab
1121 Highway 74 South
Peachtree City, GA 30269

Scaled Data Report



Signify Classified - Internal
Cooper Lighting Solutions Photometric Lab
1121 Highway 74 South
Peachtree City, GA 30269

Scaled Data Report



--- HS — SS

Signify Classified - Internal
Cooper Lighting Solutions Photometric Lab
1121 Highway 74 South
Peachtree City, GA 30269

Scaled Data Report



u

Signify Classified - Internal
Cooper Lighting Solutions Photometric Lab
1121 Highway 74 South
Peachtree City, GA 30269

Scaled Data Report



Signify Classified - Internal
Cooper Lighting Solutions Photometric Lab
1121 Highway 74 South
Peachtree City, GA 30269

Scaled Data Report



(END OF REPORT)